

**West Virginia State Fire Marshal
State Fire Commission
FY 2025 Annual Report**



Kenneth E Tyree Jr – State Fire Marshal

firemarshal.wv.gov



1700 MacCorkle Ave. SE

4th Floor North

Charleston, WV 25314

Phone (304) 558 – 2191

Fax (304) 558 – 2537

Table of Contents

Introduction

From the State Fire Commission Chairman	3
From the WV State Fire Marshal	4

State Fire Commission

Mission and Operations	5
Officers and Members	6

State Fire Marshal's Office

Personnel Listing by Division	12
Administration	15
Fire Safety Inspection & Plans Review	18
Fire Investigation	26
Fire Department Services	36
Public Education	43
Regulatory and Licensing Division	49

From the State Fire Commission Chairman



WV STATE FIRE COMMISSION
Grant Gunnoe-Chairman
Doug Mongold-Vice Chairman
Ted Shriver- Secretary

Phone: (304) 558-2191

Fax: (304) 558-2537

OFFICE OF THE STATE FIRE MARSHAL
1700 MacCorkle Ave SE – 4th Floor North
Charleston, WV 25314
firemarshal.wv.gov

October 31, 2025

The Honorable Patrick Morrissey
Governor of West Virginia
State Capitol Building
Charleston, WV 25305

Dear Governor Morrissey,

On behalf of the members of the West Virginia State Fire Commission and in accordance with the West Virginia Code, I am pleased to submit to you the Annual Report of the WV State Fire Commission for FY 2025.

The support you have shown for the entire Fire Service of West Virginia, the State Fire Commission and the Office of the Fire Marshal is greatly appreciated.

Please do not hesitate to contact the Fire Commission if you have any inquiries in the future.

Sincerely,

A handwritten signature in blue ink, appearing to read "Grant Gunnoe", is written over a light blue horizontal line.

Grant Gunnoe
Chairman



From the WV State Fire Marshal



Department of Homeland Security
Cabinet Secretary Mark A. Sorsaia
State Fire Marshal Kenneth E. Tyree, Jr.

Phone: (304) 558-2191

Fax: (304) 558-2537

OFFICE OF THE STATE FIRE MARSHAL
1700 MacCorkle Ave SE – 4th Floor North
Charleston, WV 25314
firemarshal.wv.gov

October 31, 2025

The Honorable Patrick Morrissey
Governor of West Virginia
State Capitol Building
Charleston, WV 25305

Dear Governor Morrissey,

In compliance with the West Virginia Code, Chapter 5, Article 1, Section 20, the Annual Report for Fiscal Year 2025 of the West Virginia State Fire Marshal's office is hereby submitted for your review.

This report is a representative, but by no means complete, look at the myriad services provided to the citizens of West Virginia by the dedicated personnel of the West Virginia State Fire Marshal's Office.

Since 1909 the State Fire Marshal's Office has consistently increased its level of public service to the State of West Virginia through code inspections and enforcement, licensing and regulatory services, public fire education, fire investigations and many other duties.

This report in part reflects the efforts of West Virginia's fire departments and fire service organizations that represent full time career, volunteer, and part-paid combination departments. It should not be forgotten that daily, these brave men and women are ready to give their lives protecting their communities from fire and other emergency incidents.

Respectfully submitted,

A handwritten signature in blue ink, appearing to read "KE Tyree".

Kenneth E. Tyree, Jr.
West Virginia State Fire Marshal





Mission Statement

To provide, through leadership, the best possible fire prevention and life safety for our citizens by legislation, education, training, standards, and resource allocation.

Commission Representation

- 3 Members Full-Time Paid Firefighters
- 1 Member Full-Time Paid Fire Chief
- 3 Members Volunteer Firefighters
- 2 Members Volunteer Fire Chiefs
- 2 Members Business & Industry
- 1 Member Fire Insurance Industry
- 1 Member Registered Architects

Standing Committees

- Fire Department Services Committee
 - Disciplinary Committee
- Legislative and Codes Committee
- Training Committee
- VFD Equipment and Training Grant Fund Committee
- Recruitment and Retention

Fire Commission Officers

Chairman: Grant Gunnoe

Represents: Paid Firefighters

Term Expires: June 30, 2024

Vice-Chairman: Doug Mongold

Represents: Volunteer Firefighters

Term Expires: June 30, 2028

Secretary: Ted Shriver

Represents: Architects

Term Expires: June 30, 2027

Fire Commission Members



Steven Byers

Steven was re-appointed to the State Fire Commission by Governor Justice in 2023. He began his career in the fire service in June of 1988 when he joined Jackson's Mill VFD as a junior member. Since 2006 he has held the position of Chief in that same department. Chief Byers represents the volunteer fire chiefs. Steve is a Certified Fire Officer and Fire Instructor For WVU-FSE. Currently he is involved with and serves with Local and State Fire Associations.



Dave Camp

Dave represents the Fire Insurance industry in West Virginia and was re-appointed on the Fire Commission by Governor Jim Justice in 2020. He is an insurance agent with Bill Bailey Insurance Agency / VFIS of WV. Mr. Camp has more than a decade of experience in the Fire Service specializing in Safety, Education, Training, Risk Analysis and Loss Control Practices. He holds the Certified Professional Insurance Agent (CPIA) designation and a Bachelor of Science degree in Marketing and Management from Davis & Elkins College.



Carl Eastham

Carl was re-appointed to the State Fire Commission by Governor Justice in 2022 to represent the Paid Fire Chiefs. Carl started his service with the City of Huntington, in July 1985 where he rose through the ranks until retiring February 2017 as Fire Chief. He has served as President of the Huntington Professional Fire Fighters, Secretary & Treasurer of the Professional Fire Fighters of West Virginia, and President of Tri-State District Labor Council. He also has served as the Emergency Services Director for the City of Huntington, a fire service instructor and was a founding member, and team leader of WV Region 3 Haz/Mat Response Unit. He currently holds an Associate Degree in Occupational Development from MCTC with an emphasis in Firefighting and Fire Safety.



Doug Estep

Doug was re-appointed to the State Fire Commission by Governor Jim Justice in 2023. Doug was sworn in as Fire Chief of the Morrisvale Volunteer Fire Department in August of 1982. Chief Estep has served as Chief of the department while also maintaining a career as a Heavy Equipment Mechanic at Hobet Mining. He retired from mining in 2013 with 38 years of service. Chief Estep is a certified Fire Officer along with being a certified Fire Instructor 2 for WVU Fire Service Extension. He specializes in teaching rural firefighting tactics.



Edward J. George

Edward was appointed to the State Fire Commission by Governor Jim Justice in June of 2018 and reappointed in June of 2022. He was appointed to represent Business and Industry interests. Edward is a partner in the law firm of Dinsmore & Shohl LLP where his practice is extensive and involves matters affecting manufacturing, waste transportation and disposal, energy generation, and beverage alcohol regulation. Edward's career also includes past service as a metro-Philadelphia firefighter. Edward also serves as a reserve police officer.



Grant Gunnoe

Grant represents the Paid Firefighters in West Virginia and was re-appointed to the Fire Commission by Governor Jim Justice in 2020. After graduation from High School Grant worked in the Communications Center for the Charleston Police Department and then as a Paramedic for the Charleston Emergency Ambulance Service until beginning a 28-year career with the Charleston Fire Department. In 2002 he was promoted to Chief of the Department. Grant retired in May of 2006 to assume the position of Director of Emergency Management and Homeland Security for the City of Charleston until he retired in April of 2019.



Phil Hart

Phil was re-appointed to the Fire Commission by Governor Jim Justice in 2021, representing volunteer Fire Chiefs. Since 1989 Phil has been employed with the City of Bridgeport Fire Department as a Firefighter/Paramedic and he has held many offices throughout his career. In June of 2016 he was appointed Fire Chief of the combination department and after 36 years of service he will be retiring on October 31st, 2025. Since 1978 Phil has been a member of the Belington Volunteer Fire Department and remains active today, holding the role of Fire Chief since 2010.



Brian Jones

Brian represents the Paid Firefighters and was re-appointed to the Fire Commission by Governor Justice in 2024. He retired as a Lieutenant from the North Side Fire Station in Morgantown after 24 years of service. He served as Vice President of IAFF Local 313 and as President of the Professional Fire Fighters of West Virginia from 2006 to 2021.



Thomas Keefer

Tom was re-appointed to the State Fire Commission by Governor Jim Justice in 2023. He represents the Business and Industry interests for the Commission. Tom began his career at the DuPont, Belle, WV facility in the Project Engineering Group in May 1974. Tom was a DuPont / Chemours HAZMAT responder since 1976 with extensive experience in process safety, safety, security, hazardous material distribution, emergency response, and incident command. In addition, Commissioner Keefer is the Administrator for the Kanawha-Putnam Emergency Planning Committee.



Doug Mongold

Doug was re-appointed to the State Fire Commission by Governor Jim Justice in 2023. Chief Mongold represents the volunteer firefighters. He currently serves as Fire Chief of the Moorefield Volunteer Fire Company. Chief Mongold is past President of the WV State Firemen's Association and is currently serving on the executive committee. Chief Mongold is also currently Chairman of the local LEPC board.



Jim Oldaker

Jim was reappointed to the State Fire Commission by Governor Justice in 2020. Jim is a 43-year member of the International Brotherhood of Electrical Workers, Local 466, Charleston, WV, AFL/CIO. Jim is a 46-year member of the Alum Creek Volunteer Fire Department and has served 38 years in the position of Fire Chief. Jim is a Certified Fire Officer and Fire Instructor. Currently he is involved with and serves on many associations. Jim represents the Volunteer Firefighters.



Ted Shriver

Ted was originally appointed in June of 2009 and most recently re-appointed to the State Fire Commission by Governor Jim Justice in 2022, representing the West Virginia Society of Architects. As Chairman of the Commission's Code and Regulatory Committee, he has been a part of updating the rules for the State Fire Code, the State Building Code, Code Officials and Home Inspectors. He earned an Engineering Technology Degree from Fairmont State College in 1979 and obtained licensure in 1995 to practice architecture. He retired in 2023 after 43 years in the field.



Virgil 'P-nut' White

Virgil "P-nut" White is a 39-year veteran of the Fire Service and was re-appointed by Governor Jim Justice to the State Fire Commission in 2022. Virgil began his career in 1986 with the Lewisburg Fire Department and in 1993 became employed by the South Charleston Fire Department. In his years of service, he has risen through the ranks up to his current rank of Fire Chief. Virgil has always had a strong passion for the fire service and other public safety. He has decades of experience as a paramedic, fire service instructor, and as a 911 telecommunicator. He currently holds an Associate and a bachelor's degree in Fire Science from West Virginia State University and a Master's Degree in Emergency Management from Anna Maria College.



Personnel Listed by Division

Administration Division

State Fire Marshal	Kenneth E. Tyree
Administrative Secretary	Kathryn Burns
Administrative Services Assistant I	Courtney Aston
Office Assistant III	Janice Patton
Public Information Specialist I	Timothy Rock

Regulatory and Licensing Division

Divisional Director	Kayla Burns
Administrative Services Assistant II	Dawn Owens
Regulatory and Licensing Support Specialist II	Mary Smith
Regulatory and Licensing Support Specialist II	Danielle Burkes
Regulatory and Licensing Support Specialist II	Kristi Brown

Fire Dept. Services, Fire Inspection & Plans Review Division

Deputy State Fire Marshal

Mark Stewart

Assistant State Fire Marshal III

Jeff Armentrout

Nevin Kilmer

Bobby Palmer

Assistant State Fire Marshal II

Everett Chapman

John Holben

Timothy Mouse

Bradley Scott

Ronald Williams

Assistant State Fire Marshal I

Lonnie Cogar

Cody Foutty

Richard Hacker

Stephen Seminsky

Thomas Varney

Jason Beafore

Assistant Fire Marshal In-Training

Bradley Benson

Data Analyst

Alice Morrison

Regulatory and Licensing Support Specialist II

Malena Boggess

Fire Safety Plans Examiner Supervisor

Jennifer Price

Fire Safety Plans Examiner I

Megan Kay

Fire Safety Plans Examiner 1

Ernest Parsons

Office Assistant III

Rebecca Brick

Fire Investigation Division

Deputy State Fire Marshal

Jason D. Baltic

Assistant State Fire Marshal III

Ronald Ayersman

Robert S. Rodes, II

Assistant State Fire Marshal II

Shawn Alderman

Tim Chastain

Larry Hamrick

James Lewis

Rick Sovastion

James Owens

Assistant State Fire Marshal I

Anthony Iafolla

Assistant State Fire Marshal In-Training

Keith Corley

Jonathan Estep

Secretary I

Jill O'Brien



Administration Division

The Administration Division in conjunction with DAS is responsible for procurement, accounting, personnel, payroll, cash management, fringe benefits, personnel records management, FOIA requests, Fire Commission meetings, development of the annual report, website management, and fixed assets.

Procurement

The administrative staff along with DAS are responsible for the procurement of all goods and services integral to the day-to-day operations of the West Virginia State Fire Commission. In doing so, every effort is extended to ensure that equipment, supplies and services obtained are of the highest quality available. These items are obtained either by statewide contracts, internal resources, or by means of competitive bids solicited from reputable vendors who are registered to do business with the State of West Virginia.

Purchasing Procedures and P-Card Training

Accounting

Administration is responsible for all revenue and expenditure transactions which includes payroll, travel, vendor payments, cash deposits and refunds, fringe benefits plan maintenance, and preparation of and monitoring of the annual operating budget.

Training

Personnel must stay current on all agency, state, and federal policies. To do so the administrative staff attends many hours of training each year.

Personnel

Daily activities for the office include working with DAS to ensure the completion of all personnel transactions for new hires, transfers, separations, reallocations, leaves of absence, and promotions. Administration is also responsible for job postings, managing employee leave, overseeing workers' compensation claims and the co-ordination of WV State Fire Commission Meetings. This division strives to ensure that the agency is following all state and federal employment regulations.



Freedom of Information ACT

Freedom of Information Act (FOIA) Requests

Administration receives, tracks, and monitors all agency Freedom of Information Act (FOIA) requests. The Administration Division received three hundred and sixty-one (361) FOIA requests last fiscal year. Examples of common information requested include Investigation Reports, Inspection Reports and Incident reports from fire departments. Once a request is received, it is distributed to the appropriate internal and external employees for further processing. The Administrative personnel are responsible for invoicing and disbursement of responsive documents.

STATE FIRE MARSHAL FIREARMS TRAINING

All sworn employees of the State Fire Marshal's Office carry Firearms on duty and train with them frequently. There are two qualification training courses that occur each year for daytime and low-light weapons training. Fire Marshals must pass each qualification session in order to carry their firearms. Each Fire Marshal is issued a Glock 45, .9mm Caliber handgun. Marshals of the Investigation Division also carry Remington 870, 12 Gauge shotguns which are securely stored in their vehicles.

All firearms instructors are State Certified Instructors that train several hours to acquire and retain their certification.

There are four Firearms Instructors in the agency:

DSFM Jason D. Baltic

ASFM Robert S. Rodes II

ASFM Timothy Mouse

ASFM Larry T. Hamrick



FIRE SAFETY INSPECTION & PLANS REVIEW DIVISION

Deputy State Fire Marshal, Mark Stewart



INTRODUCTION

The Fire Safety Inspection/Plans Review Division is mandated by Chapter 15A, Article 10 "Fire Prevention and Control Act" to conduct fire and life safety inspections in all types of occupancies except one and two family dwellings. The division's duties and responsibilities also include, but are not limited to:

- Issuance of citations for fire code violations, including but not limited to, locking, or blocking of exits, tampering with fire protection equipment, and blocking fire lanes
- Conduct fire investigations in buildings that are normally inspected by the Fire Inspection division
- Conduct fire investigations in buildings that are normally inspected by the Fire Inspection division
- Enforcement of blasting regulations and inspection of explosives magazines, investigation of blasting complaints
- Enforcement of mobile food unit regulations and inspections of fairs and festivals throughout the state.
- Enforcement of forest fire burning law
- Assistance to the Fire Investigation Division on large loss fires or fatalities
- Assistance to law enforcement agencies when requested
- Assistance to local fire departments when requested
- Assistance to federal government in the implementation of the Federal Hotel/Motel Fire Safety Act
- Providing aid and assistance in disasters
- Regulation of aboveground storage tanks containing flammable liquids
- Assistance to the Licensing & Regulatory Division in the enforcement of the licensing programs, electrician, fire protection worker, fireworks, blasters, etc.
- Administering licensing tests
- Assistance with conducting fire department evaluations/follow-ups
- Conducting fire safety training educational seminars and public fire education

The Division consists of one (1) Field Deputy Fire Marshal, three (3) Assistant Fire Marshal III (Field Supervisors), twelve (12) Assistant Fire Marshals, one (1) Fire Safety Plans Examiner Supervisor, and two (2) Fire Safety Plans Examiner. The Division also consists of one (1) Divisional Secretary and three (3) Office Assistants. The Assistant Fire Marshals are assigned to a designated geographical territory, ranging from one (1) to nine (9) counties. Five (5) Divisional personnel are trained and certified to assist with the review of plans, when necessary, in addition to their inspection duties. All Assistant Fire Marshals serve as liaisons for all Fire Marshal services with local fire departments, municipal governments, and the general public.

FIRE SAFETY INSPECTIONS

This fiscal year, five thousand, nine hundred and eighty (5980) fire safety inspections, consultations, and complaints were conducted by the Division. A spreadsheet is provided within this report to show which types of inspections were conducted by occupancy type. Business and Educational occupancies, which include all inspections for businesses within our jurisdiction, day cares, colleges, and universities, as well as public and private schools, dominate the largest number of inspections completed within the Division. Also included in this report is a chart which demonstrates the number of complaint inspections that were conducted by the agency and the type of complaint involved.

In addition to fire safety inspections, a significant number of hours were invested in fire safety training and educational programs, administering licensing tests, assisting the Fire Investigation Division, as well as other agencies, and department-specific training. Additional educational programs include in-service training given to county school system maintenance personnel and educational staff(s), presentations given to various organizations and associations, upon request, to provide detailed information pertaining to fire and life safety, office meetings with Building Code Officials, construction teams, etc.

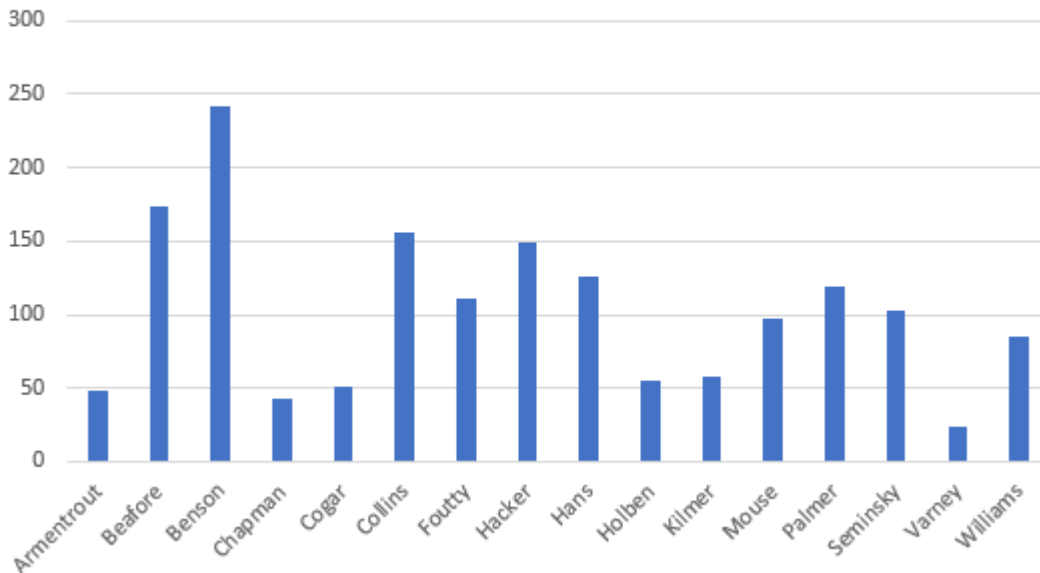
FIRE SAFETY INSPECTIONS BY OCCUPANCY - FY 2025

	Annual	Complaints	Construction	Consults	Final	Final w/CO	Follow Up Licensing Check	Initial	System	DIVISION TOTALS
ASSEMBLY	14	21	142	59	24	23	29	46	68	426
Class A	4	5	35	21	2	3	4	1	9	84
Class B	2	8	40	17	12	6	3	11	27	126
Class C	8	8	67	21	10	14	22	34	32	216
BUSINESS	307	44	521	125	121	64	90	250	175	1697
DETENTION	36	0	5	2	0	0	0	0	0	43
EDUCATIONAL	1103	11	215	36	57	15	45	64	86	1632
Day Cares	399	1	21	7	3	2	19	58	23	533
Schools	694	9	187	26	53	13	26	6	62	1076
Colleges & Universities	10	1	7	3	1	0	0	0	1	23
FIREWORKS	205	0	0	0	0	0	93	4	1	303
HEALTH CARE	151	4	65	10	35	1	6	0	23	295
Hospitals	50	1	51	8	32	1	2	0	13	158
Nursing Homes	91	3	6	2	3	0	4	0	8	117
Ambulatory Care	10	0	8	0	0	0	0	0	2	20
INDUSTRIAL	5	4	62	18	13	13	6	4	25	150
MERCANTILE	5	17	129	12	32	31	20	30	77	353
Class A	1	5	5	0	4	1	1	0	12	29
Class B	1	2	38	3	10	6	2	9	20	91
Class C	3	10	86	9	18	24	17	21	45	233
MOBILE FOOD UNITS	67	0	0	0	2	0	15	236	14	334
RESIDENTIAL	211	55	194	18	25	18	51	22	59	653
Hotel/Motel	1	7	17	3	0	0	10	1	7	46
Apartments	9	29	130	7	18	13	33	4	24	267
Dormitory	20	1	17	2	0	1	4	2	4	51
Rooming/Lodging	66	6	24	4	4	2	2	8	21	137
Dwellings	4	12	0	2	0	1	0	1	1	21
Board & Care	111	0	6	0	3	1	2	6	2	131
STORAGE	16	1	61	5	6	12	11	6	16	134
TOTALS	2120	117	1394	285	315	177	366	662	544	5980

COMPLAINT INSPECTIONS FY 2025

FY 2025	TYPE OF COMPLAINT					
OCCUPANCY	BLASTING	ELECTRICAL	FIRE CODE	LICENSING	FIREWORKS	TOTALS
ASSEMBLY	0	1	16	0	0	17
BUSINESS	7	4	28	1	3	43
DETENTION	0	0	0	0	0	0
EDUCATIONAL	0	2	9	0	0	11
NURSING HOMES	0	0	3	0	0	3
HEALTH CARE	0	0	4	0	0	4
INDUSTRIAL	0	1	3	0	0	4
MERCANTILE	0	4	10	1	0	15
MISCELLANEOUS	0	1	6	0	9	16
RESIDENTIAL	2	5	33	0	0	40
DAYCARE	0	0	1	0	0	1
TOTAL BY TYPE	9	18	113	2	12	123

Training Received & Program Development Hours per Assistant State Fire Marshal



PLANS AND REVIEW SECTION

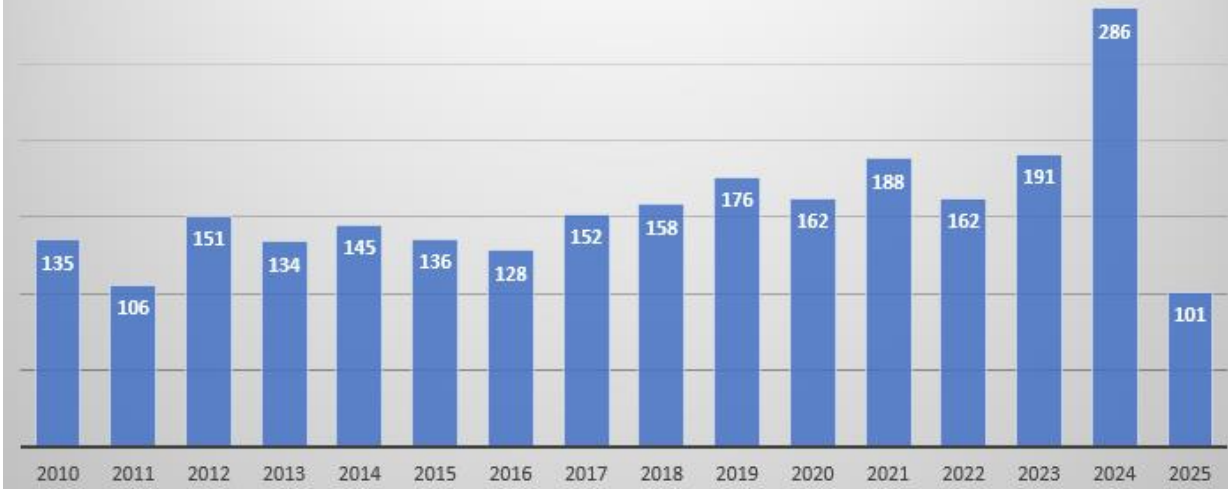
This fiscal year, the Plans and Review section reviewed twelve hundred and twenty-three (1223) sets of plans, as shown in the spreadsheet which displays the number of plans reviewed by type. In the past five years, revenue received for plans reviewed has nearly doubled as shown in an attached chart.

The Plans and Review Division accomplishes a formal review of the plans when construction documents are submitted. This is an in-depth review of all architectural, mechanical, electrical, and plumbing plans for code compliance. Specialized systems such as fire alarms, automatic sprinkler systems, hood suppression, and smoke management systems are other types of plans that may be submitted to our office for review.

The Fire Safety Plans Examiners dedicate a significant amount of time and research to telephone calls, email correspondence, and walk-in consultations with architects, engineers, contractors, and owners to assist with code interpretations, as well as assisting the public in answering general fire code-related questions. Through these opportunities of consultations and correspondence, the Plans Examiners can assist designers and owners with proper code requirements during the early developmental stages of the project. Although these consultations and points of contact are not a formal review of plans, this process has proven to eliminate costly and time-consuming changes during the design and construction phase of the project and bridges the gap to prevent lack of knowledge due to poor communication between our office and the public.

The Fire Safety Plans and Review Division is looking forward to becoming totally digital by the beginning of 2025. This will streamline the process of submitting, reviewing, and issuing permits for projects submitted to the WV State Fire Marshals Office.

Plans Reviewed for Projects Over \$1 Million Dollars Estimated Construction Cost



PLANS REVIEWED BY TYPE FY 2020 - FY 2025

TYPE OF PLAN	2020	2021	2022	2023	2024	2025
ARCHITECTURAL	726	758	703	572	989	426
FIRE ALARM SYSTEM	234	412	412	311	451	312
SPRINKLER SYSTEM	169	310	249	197	339	209
HOOD SUPPRESSION SYS	412	155	135	123	216	227
AGST	0	22	18	8	21	12
FM 200	6	16	5	6	4	0
CARPET	8	20	31	3	5	0
UNCLASSIFIED	7	1	0	0	0	1
SOLAR					6	36
TOTAL BY TYPE	1562	1694	1553	1220	2031	1223

PLANS REVIEWED BY OCCUPANCY FY 2020 - FY 2025

OCCUPANCY	2020	2021	2022	2023	2024	2025
ASSEMBLY	125	216	228	214	303	239
BUSINESS	305	312	323	310	471	273
DAY CARE	103	25	28	12	26	14
DETENTION	5	5	20	5	12	21
EDUCATIONAL	110	116	184	148	282	107
HEALTH CARE	261	91	96	60	112	79
INDUSTRIAL	305	73	100	59	118	45
MERCANTILE	53	266	305	222	300	217
RB&C	53	40	22	4	21	27
RESIDENTIAL	23	114	125	145	200	125
STORAGE	219	55	109	70	110	41
TOTAL BY TYPE	1562	1313	1540	1249	1955	1188

MONEY RECEIVED FY 2021 - FY 2025

SECTION	2021	2022	2023	2024	2025
INSPECTIONS	95,742.00	101,336.00	97,022.00	101,629.00	101,195.00
PLAN REVIEW	917,177.00	849,648.00	1,260,885.00	1,503,718.90	1,682,562.89
TOTALS	1,012,919.00	950,984.00	1,357,907.00	1,605,347.90	1,783,757.89

Investigation Division



2025 Annual Report



Fire Investigation Division

Division Director: DSFM Jason D. Baltic, CFI, CFEI, CFII

Secretary: Jill O'Brien

Field Personnel

Northern Regional Supervisor: ASFM Ronald Ayersman, CFI, CFEI, CVFI

Southern Regional Supervisor: ASFM Robert Rodes II, CFI, CFEI, CVFI, CFII

ASFM Shawn Alderman, CFI, CFEI, CVFI

ASFM Timothy Chastain, CFEI, CVFI, CFII, CFI

ASFM Keith Corley CFEI

ASFM Jonathan Estep

ASFM Larry T. Hamrick, FIT, CFEI, CYFI

ASFM Anthony Iafolla CFEI

ASFM James Lewis, CFEI, CVFI, FIT, CFI-11, CFPE

ASFM James Owens, FIT, CFEI

ASFM Rick Sovastion, CFEI, CVFI



INTRODUCTION

The Investigation Division current authorized staffing levels is one (1) Field Deputy State Fire Marshal, two (2) Field Supervisors, nine (9) Assistant State Fire Marshals, and one (1) Secretary, when fully Staffed.

Each Fire Marshal has a designated geographical territory ranging in size from two (2) to seven (7) counties, depending on their size and population. The Fire Marshal's primary duties encompass all aspects of fire/arson identification and enforcement including determining fire origin and cause, fire death investigations, executing state or federal search/arrest warrants and subsequently providing expert testimony in criminal and civil trials. In addition, each Fire Marshal is responsible for explosives related investigation/enforcement in their respective areas.

Many non-arson related violations are identified during an arson investigation, and are generally referred to other federal, state, or local law enforcement agencies for investigation/prosecution.



INVESTIGATIONS CASES WORKED

There is a total of five hundred and ninety-six (596) incidents called in to the Arson Hotline requesting an investigation in the fiscal year 2025.

Out of the five hundred and ninety-six (596) cases worked by State Fire Marshal investigators, ninety-six (96) of those were determined to be Incendiary, sixty-two (62) were classified as Accidental, five (5) were classified Explosion, and four hundred and nineteen (419) were of Undetermined cause. In addition, there were ten (10) Non-Fire Incidents, one (1) recovery of Incendiary Device, one (1) Natural incident, one (1) Threat, and one (1) that did not require an investigation.

Incidents are called into the West Virginia Fire Marshal Hotline (1-800-233-3473, FIRE) and are, from there, sent to the Deputy State Fire Marshal for the Investigation Division as well as Southern and Northern Regional Supervisors. Cases Are assigned based on geographical area and by the investigator's case load. Each Investigator has a primary area assigned to them for emergency response.

2025 FY FATAL FIRE STATISTICS

COUNTY	SMOKE DETECTORS	CAUSE	AGE	M/F
UPSHUR	UNKOWN	UNDETERMINED	54	M
KANAWHA	UNKOWN	UNDETERMINED	70	M
WAYNE	UNKOWN	UNDETERMINED	89	F
RITCHIE	UNKOWN	UNDETERMINED	55	F
MASON	NO	UNDETERMINED	74	M
BOONE	NO	UNDETERMINED	76/76	M/F
JEFFERSON	UNKOWN	ACCIDENTAL	81	M
JACKSON	UNKOWN	UNDETERMINED	76	F
RALEIGH	UNKOWN	UNDETERMINED	49	F
RITCHIE	N/A	ACCIDENTAL	72	M
WAYNE	NO	UNDETERMINED	65	M
BROOKE	UNKOWN	UNDETERMINED	46	M
JEFFERSON	UNKOWN	UNDETERMINED	88	F
CABELL	YES	UNDETERMINED	76	F
MARSHALL	NO	UNDETERMINED	16	M
MINERAL	UNKOWN	UNDETERMINED	80	M
JACKSON	NOT WORKING	UNDETERMINED	69	F
WIRT	NOT WORKING	UNDETERMINED	25/3/2	M/M/M
WAYNE	UNKOWN	INCENDIARY	34/57	F/F
RANDOLPH	NOT WORKING	UNDETERMINED	47	F
CABELL	YES	UNDETERMINED	84	F
KANAWHA	UNKOWN	UNDETERMINED	84	F
WOOD	NOT WORKING	UNDETERMINED	12	M
KANAWHA	UNKOWN	UNDETERMINED	45	M
NICHOLAS	NO	UNDETERMINED	46	M
RALEIGH	YES	ACCIDENTAL	67	M
JEFFERSON	UNKOWN	UNDETERMINED	73	M
MASON	NO	UNDETERMINED	52	M
RALEIGH	YES	UNDETERMINED	77	F
WOOD	NOT WORKING	UNDETERMINED	65	F
BOONE	NO	UNDETERMINED	60	M
HARRISON	UNKOWN	ACCIDENTAL	63	M
HARRISON	NO	ACCIDENTAL	65	M
MASON	NO	UNDETERMINED	81	M
HAMPSHIRE	UNKOWN	UNDETERMINED	71	M
LOGAN	YES	UNDETERMINED	52	M
MERCER	N/A	ACCIDENTAL	84	M
WYOMING	UNKOWN	INCENDIARY	37	M
GRANT	UNKOWN	UNDETERMINED	60/83	M/F
GREENBRIER	UNKOWN	UNDETERMINED	70	M

RALEIGH	NO	ACCIDENTAL	65	F
BERKELEY	UNKOWN	UNDETERMINED	59	M
CABELL	NO	UNDETERMINED	46	M
MONROE	NOT WORKING	UNDETERMINED	77	M
MARION	N/A	UNDETERMINED	44	M
LOGAN	NOT WORKING	UNDETERMINED	58	F
TYLER	N/A	UNDETERMINED	62	F
JACKSON	NOT WORKING	UNDETERMINED	9	M
RALEIGH	NO	UNDETERMINED	30/72	M/F
NICHOLAS	UNKOWN	UNDETERMINED	58	F
MCDOWELL	UNKOWN	UNDETERMINED	71	M
HARRISON	UNKOWN	UNDETERMINED	80	M

FIRE FATALITIES

There were fifty-eight (58) fatalities during the 2025 Fiscal year, the result of fifty-two (52) fires. Five (5) of these fires resulted in multiple fatalities. Out of the fifty-two (52) fires, forty- three (43) were classified as Undetermined, seven (7) as Accidental, and two (2) as Incendiary.

The State of West Virginia is still above the national average by population for fire fatalities. However, through public education and assistance programs, the WVSFMO is working toward lowering these numbers.





ARRESTS

During the 2025 Fiscal Year, the Investigation Division handled ninety-five (95) incidents classified as Incendiary. As a result, forty-nine (49) individuals were arrested on several different criminal charges or warrants for their arrests.

Each year, investigators hone their skills through continuing education and training in law enforcement, arson investigation and criminal procedure and law in order to perform their jobs as West Virginia State Fire Marshals.

CONVICTIONS

During the 2025 Fiscal Year, there were several notable convictions of cases that were obtained. Some of these Convictions were from cases in previous years.

County	Charges	Conviction	Sentence
Berkeley	3rd Degree Arson	Sent to Sharp Hospital for Evaluation	Pending
Cabell	3rd Degree Arson Plea	3rd Degree Arson Plea	6 Months Plus Time Served
Cabell	3rd Degree Arson Plea	3rd Degree Arson Plea	Awaiting Sentence
Cabell	4th Degree Arson/Conspiracy	Dest of Property and Conspiracy Plea	90 Days Probation
Cabell	4th Degree Arson/Conspiracy	Dest of Property and Conspiracy Plea	Awaiting Sentence
Cabell	4th Degree Arson/Conspiracy	Dest of Property and Conspiracy Plea	Awaiting Sentence
Cabell	2nd Degree Arson	4th Degree Arson Plea	Awaiting Sentence
Cabell	1st Degree Arson/Conspiracy	1st Degree Arson Plea	Awaiting Sentence
Cabell	1st Degree Arson/Conspiracy	1st Degree Arson Plea	Awaiting Sentence
Cabell	1st Degree Arson/Conspiracy	1st Degree Arson Plea	8yrs Prison
Harrison	1st Degree Arson	1st Degree Arson	Awaiting Sentence
Jackson	1st Degree Arson	Found Not Competent	
Jackson	1st Degree Arson	Found Not Competent	
Jefferson	1st Degree Murder and Concealment of Deceased Human Body	1st Degree Murder and Concealment of Deceased Human Body	20 Years to Life
Kanawha	3rd Degree Arson of Vehicle	3rd Degree Arson of Vehicle	18 Months to 2 Years
Kanawha	3rd Degree Arson of Vehicle	3rd Degree Arson of Vehicle	Suspended Sentence Pending Hearing
Kanawha	1st Degree Arson	1st Degree Arson	Awaiting Sentence
Preston	2nd Degree Arson	2nd Degree Arson	Awaiting Sentence
Wayne	1st Degree Arson/Felony Murder	Sent to Sharp Hospital for Evaluation	Pending
Wetzel	1st Degree Arson	1st Degree Arson	Awaiting Sentence

NAME	ASSIGNED COUNTIES	# OF FIRES
Investigator 1	Kanawha Putnam	58
Investigator 2	Doddridge Harrison Marion Ritchie Taylor Tyler	79
Investigator 3	Calhoun Jackson Pleasants Roane Wirt Wood	45
Investigator 4	Cabell Lincoln Mason Wayne	52
Investigator 5	Grant Hardy Mineral Pendleton Randolph Tucker	26
Investigator 6	Berkeley Hampshire Jefferson Morgan	Academy
Investigator 7	Boone Logan Mingo	58
Investigator 8	McDowell Raleigh Wyoming	65
Investigator 9	Braxton Clay Fayette Kanawha Nicholas Webster	63
Investigator 10	Barbour Gilmer Lewis Randolph Upshur	46
Investigator 11	Greenbrier Mercer Monroe Pocahontas Summers	41
Investigator 12	Brooke Hancock Marshall Monongalia Ohio Preston Wetzel	51
Division of Forestry	Wildland fire investigations called into the hotline	9
Charleston FD	City of Charleston	1
Huntington FD	City of Huntington	1
Total		595



Fire Investigation Training for First Responders

Every year Fire Marshals from the Investigation Division are requested to teach fire investigation classes throughout the state. Fire department and local law enforcement are at the scene of a fire prior to our investigators, and they need to know what to look for in a possible case of Arson. Classes are taught at County fire schools, E.S.C.A.P.E. week at Pipestem Resort, and at requesting fire departments or law enforcement agencies.

Multiple classes during the year were offered in conjunction with the State Fire Commission, West Virginia University – Fire Service Extension, and the West Virginia Department of Education. Only Certified Fire Investigators from our agency may teach fire investigation classes, with the exception of Fire Investigation 1 and 3. Fire Investigation 1 may be taught by a Certified Fire Investigator from outside the agency with our approval. Attorneys within the State assist with Fire Investigation 3 which is mainly concerning laws and courtroom testimony.

Classes Provided

- Fire Investigation 1
- Fire Investigation 2
- Fire Investigation 3
- Evidence Collection for Fire Investigators
- Evidence Preservation



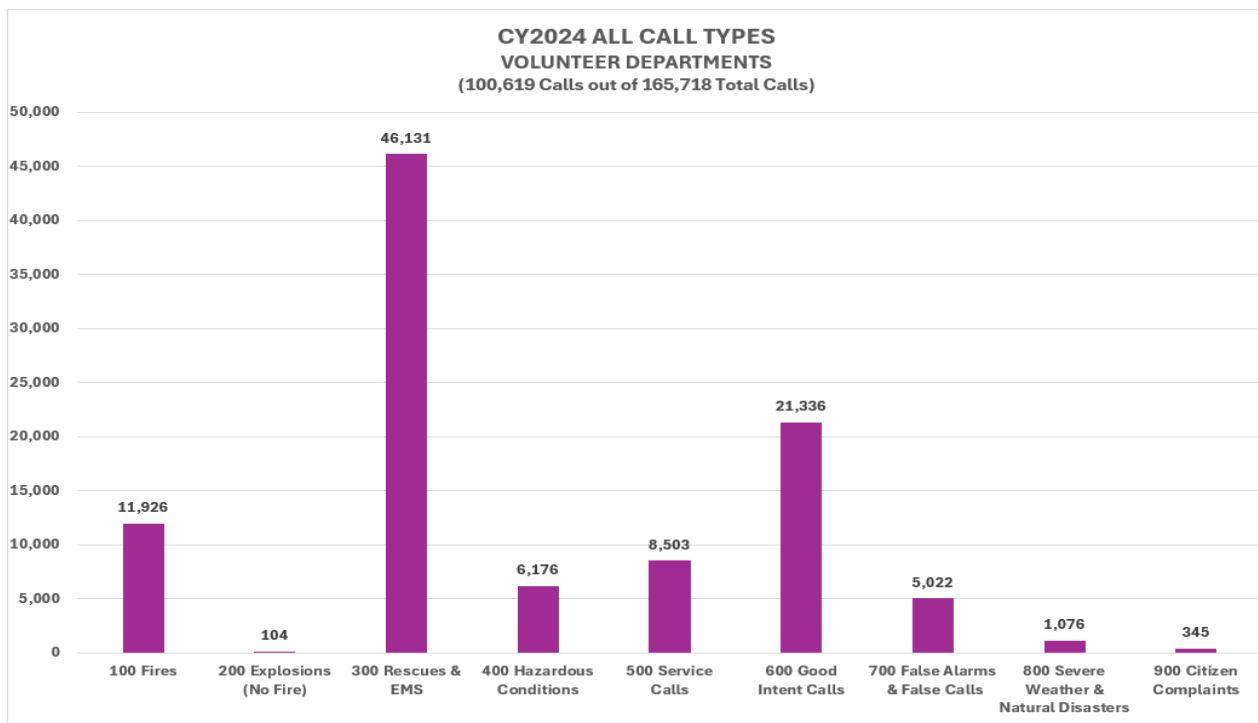
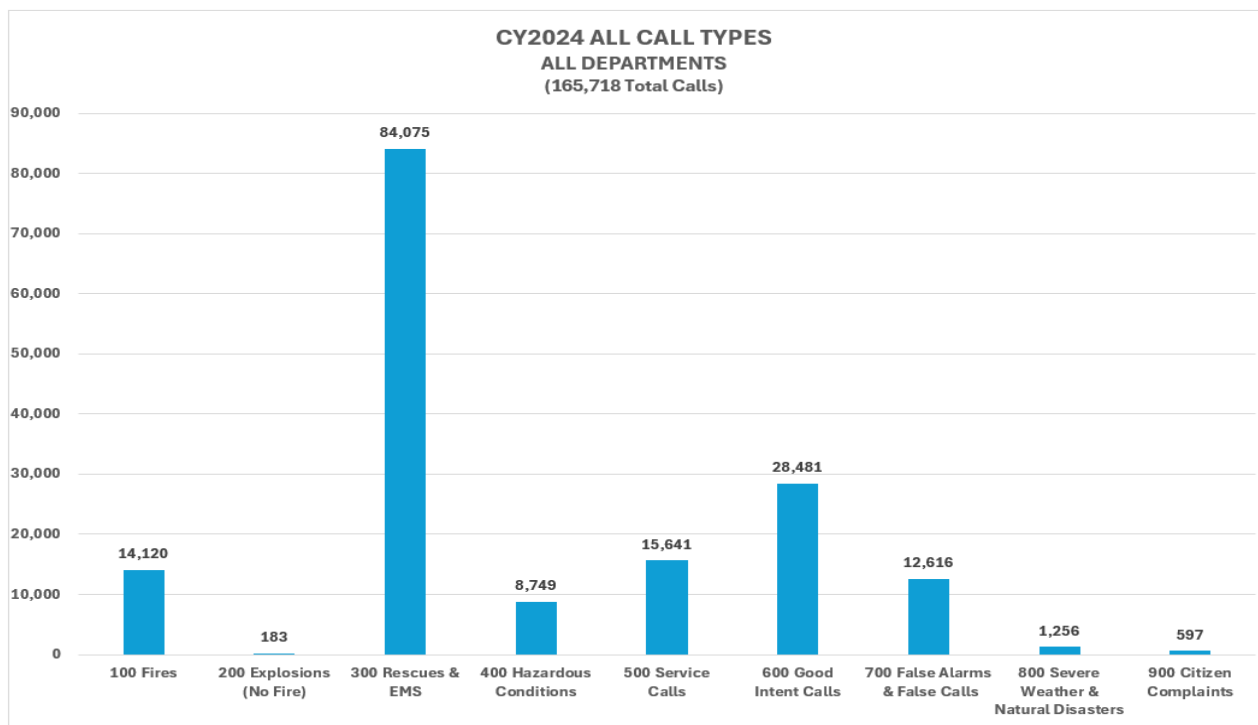
Fire Department Services

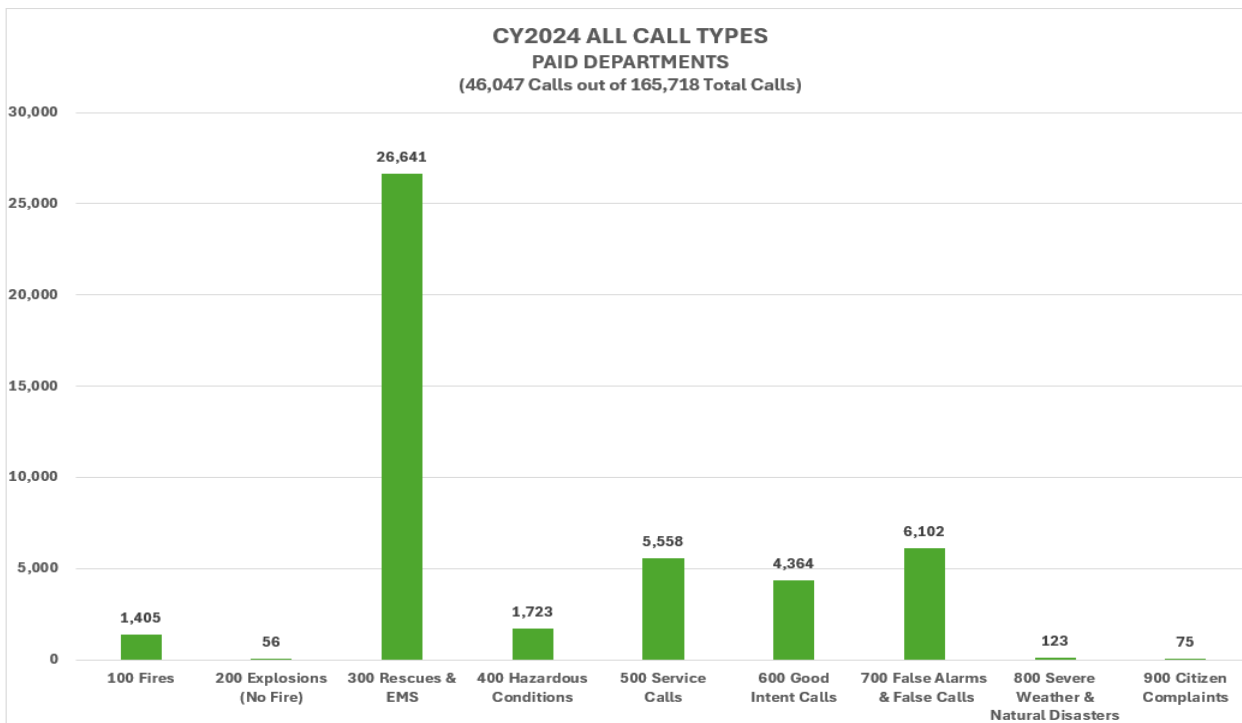
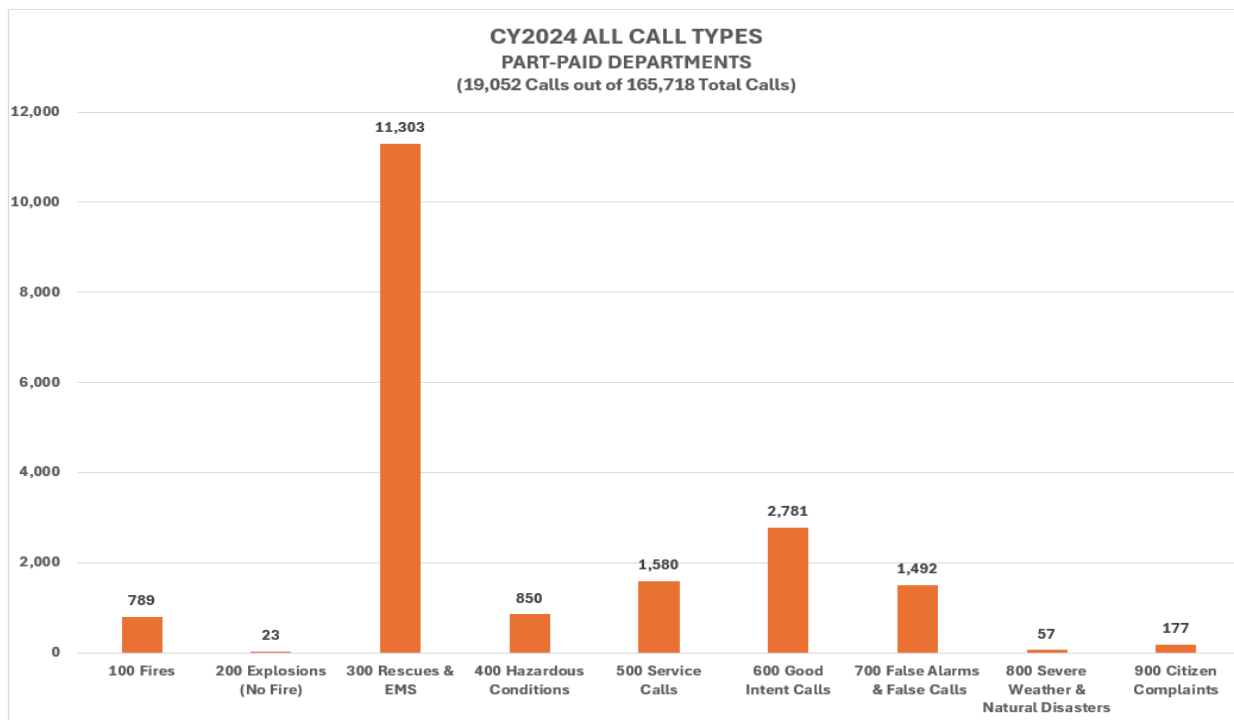
The Fire Department Services Division also oversees, consults, and assists all 436 certified fire departments in the State of West Virginia and provides information and guidance to new fire departments and fire chiefs seeking certification.

During the fiscal year 2024-2025 the division has:

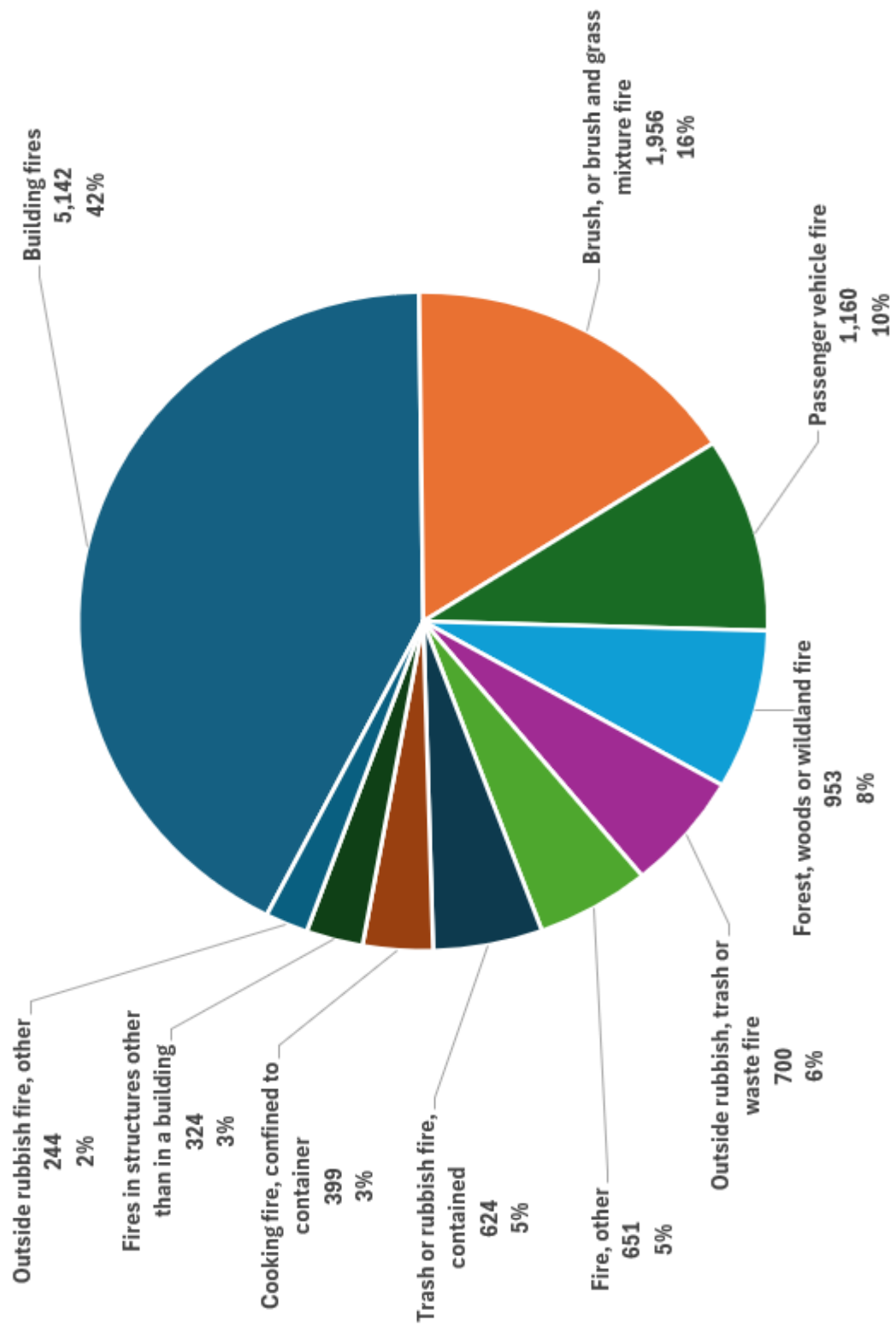
- Completed 108 evaluations of Fire Departments (up 12 from last year). 112 Fire Departments were Re-Certified (up 22 from last year).
- Certified 53 new fire chiefs (up 6 from last year).
- Received 40 complaints on fire departments (down 9 from last year).
- Fielded approximately 1,500 calls by office personnel, with the majority of those asking for assistance with the National Fire Incident Reporting System (NFIRS) and grants.
- Fielded approximately 4,500 calls by field personnel, with the majority of those relating to evaluations, training, worker's comp issues, boundary disputes, and complaints.
- Assisted 23 Fire Departments with grant research using data from NFIRS (down 72 from last year).
- Assisted several outside agencies with research, varying in nature, using data from NFIRS or funding applications. One research project was based on 2.2 million NFIRS records, which is the largest research project in the history of this division and agency.
- Offered remote tech support for NFIRS related issues using the Bomgar Support Portal. A total of 24 remote tech support sessions were held (up 6 from last year).
- 268 messages were posted on the training channel by co-admins on the WVFIRS – WV Fire Incident Reporting System workspace on Slack.com, to better assist our departments with their training needs (up 103 from last year). Our members in FY2022 total 688, representing ALL 55 counties, and 322 fire departments. This tool has also been useful in notifying departments of important information in a much more timely manner than email. Firefighters now have the ability to communicate with each other across the State. The app can be installed on their phone, tablet, and computer, and all notifications are done in real time.
- Processed and evaluated 5 Temporary Fire Officer applications. This is a new process and a total of 5 were approved.
- Processed 12 FOIA requests for incident reports which were compiled (down 145 from last year).
- Assisted with 3 LODDs in Berkeley, Boone, and McDowell Counties.

Due to Legislation allowing for a grace period for submission of fire loss data, Fiscal year 2024-2025 will not be available until after January 1, 2026. The following data is from Calendar year 2024 (January 01-December 31). A total of 165,718 responses (up 1,122 from last year) were reported by all West Virginia Fire Departments. Attached are charts and graphs depicting a limited breakdown of those responses which are based on Valid incidents totaling 165,031 (up 904 from last year).





CY2024 Top Ten Fires in West Virginia (12,153 Calls out of 14,120 Total Fire Calls)



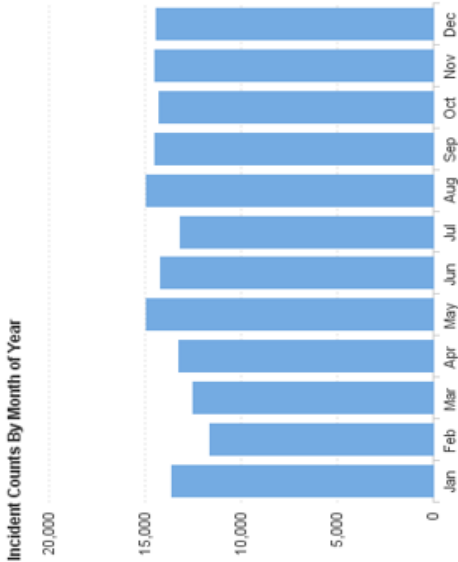
NFIRS Dashboard Summary Report (All Incidents)

Report Period: 1/1/24 to 12/31/24

Total Fire Departments	436	Total Incident Reports	165,854
------------------------	-----	------------------------	---------

Summary By Incident Type Category

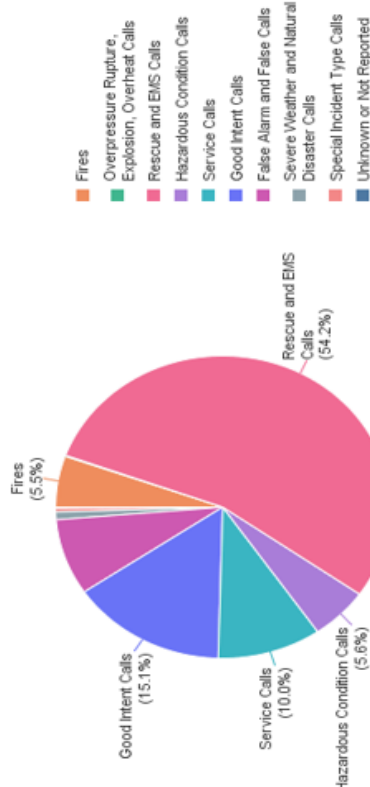
Incident Type Category	Total Incidents	Percent	Aid Given	Exposures	Grand Total
Fires (100-173)	7,773	5.5%	6,222	93	14,093
Overpressure Rupture, Explosion, Overheat Calls (200-300)	158	0.1%	25	0	183
Rescue and EMS Calls (300-381)	77,151	54.2%	6,857	0	84,008
Hazardous Condition Calls (400-482)	8,021	5.6%	724	0	8,745
Service Calls (500-571)	14,294	10.0%	1,342	0	15,636
Good Intent Calls (600-672)	21,486	15.1%	6,376	0	28,462
False Alarm and False Calls (700-751)	11,591	8.1%	1,021	0	12,612
Severe Weather and Natural Disaster Calls (800-815)	1,158	0.8%	98	0	1,256
Special Incident Type Calls (900-911)	575	0.4%	22	0	597
Unknown or Not Reported	164	0.1%	0	9	173
Grand Total	142,371	100.0%	23,287	102	165,765



Monthly Incident Count

Jan	Feb	Mar	Apr	May	Jun	Jul	Aug	Sep	Oct	Nov	Dec	Grand Total
13,612	11,595	12,506	13,242	14,913	14,167	13,154	14,933	14,472	14,263	14,469	14,439	165,765

Incident Type Category Summary



Percent Valid
99.5%

Percent Released
98.6%

Incident Valid Status

Incident Valid Status	Total	Percent
Valid	164,901	99.4%
Invalid	864	0.5%
No Activity	89	0.1%
Grand Total	165,854	100.0%

Incident Release Status

Incident Release Status	Total	Percent
Released	163,423	98.5%
Unreleased	2,431	1.5%
Grand Total	165,854	100.0%

Fire Service Injuries
65

Fire Service Deaths
0

Fire Service Casualty Summary

Fire Service Casualties	Fire-Related	Non-Fire	Grand Total
Fire Service Injuries	47	18	65
Fire Service Deaths	0	0	0
Total Fire Service Casualties	47	18	65

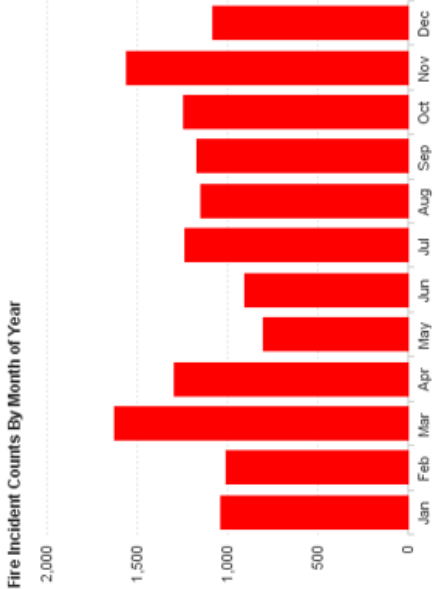
NFIRS Dashboard Summary Report (Fire Incidents)

Report Period: 1/1/24 to 12/31/24

Total Fire Incidents 14,093

Summary By Incident Type Category

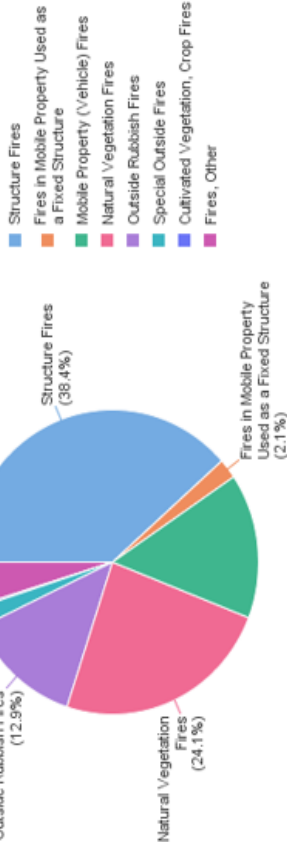
Incident Type Group	Total Incidents	Percent	Aid Given	Exposures	Grand Total
Structure Fires (111-118)	2,988	38.4%	3,871	63	6,724
Fires in Mobile Property Used as a Fixed Structure (120)	164	2.1%	178	5	347
Mobile Property (Vehicle) Fires (130-138)	1,196	15.4%	528	17	1,744
Natural Vegetation Fires (140-143)	1,874	24.1%	1,401	6	3,281
Outside Rubbish Fires (150-155)	1,003	12.9%	97	1	1,101
Special Outside Fires (160-164)	159	2.0%	65	1	225
Cultivated Vegetation, Crop Fires (170-173)	17	0.2%	6	0	23
Fires, Other (100)	372	4.8%	276	0	648
Grand Total	7,773	100.0%	6,222	93	14,093



Monthly Incident Counts

Jan	Feb	Mar	Apr	May	Jun	Jul	Aug	Sep	Oct	Nov	Dec	Grand Total
1,036	1,006	1,626	1,293	800	901	1,233	1,150	1,166	1,242	1,559	1,081	14,093

Fire Incident Type Category Summary



Civilian Fire Casualty	
Civilian Fire Casualties	Grand Total
Civilian Fire Injuries	63
Civilian Fire Deaths	53
Total Civilian Fire Casualty	116

County	100 Fires	200 Explosions (No Fire)	300 Rescues & EMS	400 Hazardous Conditions	500 Service Calls	600 Good Intent Calls	700 False Alarms & False Calls	800 Severe Weather & Natural Disasters	900 Citizen Complaints	Grand Total
01 Barbour	102	2	271	35	63	188	26	12	2	701
02 Berkeley	592	20	1,824	633	2,233	1,954	995	89	10	8,350
03 Boone	400	3	797	147	189	484	48	10	30	2,108
04 Braxton	152	0	735	77	76	219	21	4	1	1,285
05 Brooke	129	2	2,060	84	239	315	164	40	0	3,033
06 Cabell	812	13	1,879	403	505	1,302	1,560	57	31	6,562
07 Calhoun	44	0	87	41	14	17	4	2	1	210
08 Clay	71	1	82	42	6	29	2	2	2	237
09 Doddridge	84	1	79	23	14	38	5	13	0	257
10 Fayette	398	6	614	288	241	429	99	110	1	2,186
11 Gilmer	32	0	126	13	101	2	14	0	2	290
12 Grant	109	0	379	40	18	148	14	1	1	710
13 Greenbrier	293	1	1,640	191	485	551	288	15	36	3,480
14 Hampshire	314	0	524	60	110	362	42	1	0	1,413
15 Hancock	227	4	1,837	164	104	456	219	14	1	3,026
16 Hardy	113	0	155	63	16	103	30	0	3	483
17 Harrison	521	3	8,811	405	853	2,606	413	76	13	13,701
18 Jackson	220	1	675	129	46	284	53	10	1	1,419
19 Jefferson	428	10	2,794	275	202	1,333	430	13	13	5,498
20 Kanawha	1,715	9	15,210	787	1,829	3,538	2,479	18	162	25,747
21 Lewis	140	1	1,284	101	169	648	55	14	1	2,413
22 Lincoln	228	0	365	83	61	129	22	47	2	937
23 Logan	378	3	793	181	911	483	95	22	15	2,881
24 Marion	408	4	2,391	355	865	966	246	73	4	5,312
25 Marshall	214	3	2,252	127	247	430	133	10	3	3,419
26 Mason	206	3	398	82	123	231	80	20	14	1,157
27 McDowell	255	0	498	72	194	248	32	22	52	1,373
28 Mercer	455	7	2,300	337	445	820	390	141	49	4,944
29 Mingo	205	2	620	75	167	90	53	14	10	1,236
30 Mineral	378	3	2,410	89	261	1,177	168	3	9	4,498
31 Monongalia	415	5	2,289	454	709	1,831	1,101	41	7	6,852
32 Monroe	78	1	161	32	15	59	12	5	0	363
33 Morgan	172	1	430	74	61	430	34	0	2	1,204
34 Nicholas	175	3	650	91	192	199	62	66	2	1,440
35 Ohio	298	25	6,809	285	1,195	1,167	1,095	9	16	10,899
36 Pendleton	110	1	163	65	43	102	11	0	2	497
37 Pleasants	29	0	189	25	40	65	19	0	2	369
38 Pocahontas	77	2	724	120	26	206	78	0	1	1,234
39 Preston	203	1	857	136	170	300	49	24	7	1,747
40 Putnam	421	1	2,055	77	216	578	348	2	4	3,702
41 Raleigh	558	8	6,058	350	524	1,315	516	74	33	9,436
42 Randolph	191	1	795	219	242	354	104	58	10	1,974
43 Ritchie	101	1	775	77	34	175	30	8	1	1,202
44 Roane	112	1	200	30	50	87	22	2	0	504
45 Summers	117	0	310	85	67	155	36	4	2	776
46 Taylor	74	4	253	48	119	81	37	5	0	621
47 Tucker	60	0	282	63	75	110	20	2	1	613
48 Tyler	134	1	380	76	105	62	19	0	2	779
49 Upshur	147	9	1,298	114	50	348	86	15	6	2,073
50 Wayne	211	3	328	45	45	155	56	18	9	870
51 Webster	72	0	129	22	13	40	11	2	0	289
52 Wetzel	109	3	772	113	144	85	50	32	0	1,308
53 Wirt	40	0	60	11	24	9	8	1	0	153
54 Wood	452	10	3,505	662	672	815	602	33	9	6,760
55 Wyoming	141	0	713	73	43	173	30	2	12	1,187
Grand Total	14,120	183	84,075	8,749	15,641	28,481	12,616	1,256	597	165,718

Public Education Section


FY 2025 Annual Report

Mission and Responsibilities:


The West Virginia State Fire Marshal's Office, Public Education Division is responsible for duties that include, but are not limited to, the development and implementation of public fire and life safety programs and activities statewide and the administration of the Fire-Safe Cigarette certification program for tobacco manufacturers.

The 8th annual Fire Safety Poster contest for West Virginia students, grades k-5, is at this moment in full swing. The contest is designed to allow students to make artwork of their own that displays a fire safety theme. Last year the 7th annual contest saw 19 schools from 12 WV counties participating, with over a hundred students submitting artwork.

Place winners in the 2024 contest were:



Addilyn Helmandollar, Sun Valley, Mercer, 1st grade



Amelia McKenna, Athens Elem., Mercer, 4th grade



Ariya Douglas, Culloden Elem, Cabell, 5th grade



Darcy Chapman, Athens Elem, Mercer, 3rd grade



Dawson Haught, Boreman Elem, Tyler, 3rd grade




Gracelynn Barrett, Bunker Hill Elem, Berkeley, 2nd grade




Kylee Westfall, Guyandotte Elem, Cabell, 4th grade




Lily Wilcox, Mountain View Elem, Monroe, 5th grade



Owen Johnson, Milton Elem, Cabell, Kindergarten



Willow McAlpine, Sun Valley Elem, Mercer, 2nd grade



Madelynn Sams, White Sulphur Elem, Greenbrier, 5th grade (**Overall winner**)

As seen above, Madelynn Sams from White Sulphur Elementary was the overall winner and thus her artwork appeared in the 2025 calendar for the month of October, which encompasses Fire Prevention Week. This year's winners will be chosen on October 10th, 2025.

Additional duties/programs of Public Education

Fire Safe Cigarettes: One of the duties of the Pub. Ed. Division is the review and approval of fire safety cigarette certifications. These certifications are submitted by cigarette companies who have business in West Virginia. This agency's responsibility is to ensure that all cigarettes sold in West Virginia adhere to all fire safe regulations. Once this division is confident that all cigarettes submitted meet the certification requirement the process then goes to the WV Tax Division for final approval.

Smoke Alarms: The campaign by this agency to see smoke alarms installed in every West Virginia home continued this past year, with hundreds of alarms being installed by not only our field marshals but also by participating local fire departments.

Fatalities: Preventing fatalities in house fires remains one of the main goals of this agency. Unfortunately, in the FY year of 2024-25 (07/24-06/25) there were **58 total** deaths in house fires and other means in West Virginia. (In comparison, the FY 2023-24 there were 51 total deaths in West Virginia, while 2022-23 saw 44 total fatalities).

Social media: Fire safety and education is vitally important to the goals of the WVSFMO. The Pub. Ed. Division, like many other agencies, uses social media as one of the tools for outreach and education. The social media reach on the WVSFMO Facebook page has over 19,000 followers, while the WVSFMO Twitter account has over 4,035 followers.

Fire Prevention Week is always the busiest and most important safety messaging period, taking place nationwide every year since 1922.

Last year's theme was "Smoke alarms, make them work for you". Below are some examples of social media messaging for Fire Prevention Week 2025 that were posted on the WVSFMO social media pages:



Regulatory and Licensing Division

The mission of the Regulatory and Licensing Division is to ensure that all West Virginians have a safer standard of living through the administration of the Licensing programs supervised by the Office of the State Marshal, which include Electricians, Electrical Inspectors, Home Inspectors, Building Code Officials, Pyrotechnicians, Blasters, and Fire Protection Workers.

Fiscal Year End Summary

During the Fiscal year 2025 the Regulatory and Licensing division issued licenses to over 10,600 Electricians, processed approximately 3400 Fireworks/Fireworks related permits and Explosive/Explosive related permits, certified 902 Fire Protection Workers, Home Inspectors, Electrical Inspectors, and Building Code Officials. The Regulatory and Licensing Division was also responsible for proctoring over 1900 tests for Electricians and Pyrotechnicians at 5 different locations throughout the state and has processed and/or investigated 40 complaints related to license and permit holders.

Kayla Burns ASM I

Regulatory and Licensing Director



Electrician's Exam

Permit/Certification/Applications and Licensure Numbers and Fees Collected Charts

ELECTRICIANS		
License Type	Number Issued	Total Fees Collected
Journeyman	6,398	\$490,875.00
Master	3,550	\$283,625.00
Specialty	687	\$54,250.00
Temporary	11	\$550.00
TOTAL	10,646	\$829,300.00

ADDITIONAL FEES		
Type	Total Number	Total Fees Collected
Duplicate Licenses	16	\$175.00
Letters of Good Standing	289	\$7,250.00
Test Applications	1,974	\$42,150.00
Total	2,279	\$49,575.00

CODE OFFICIALS, FIRE PROTECTION WORKERS, & INSPECTORS		
License Type	Number Issued	Total Fees Collected
Building Code Officials	115	\$8,725.00
Fire Protection Workers	494	\$69,500.00
Electrical Inspectors	52	\$5,600.00
Home Inspectors	241	\$27,550.00
Total	902	\$111,375.00

EXPLOSIVE PERMITS & REVENUE		
Type of Permit	Number Issued	Total Fees Collected
Manufacturer	8	\$8,080.00
Dealer	12	\$6,040.00
Storage Magazines	593	\$59,600.00
Limited Manufacturer	2	\$500.00
Black Powder	3	\$150.00
Individual Blasters	598	\$40,680.00
Temporary Blasters	30	\$2,420.00
Total	1246	\$117,470.00

FIREWORKS RELATED PERMITS & REVENUE		
Type of Permit	Number Issued	Total Fees Collected
Display Fireworks	290	\$23,250.00
Pyrotechnician Licenses	266	\$5,640.00
Pyrotechnician In Training	328	\$6,720.00
Registered MWDI	27	\$14,580.00
Permanent	56	\$58,240.00
Temporary	215	\$116,100.00
Magazine Storage	233	\$23,300.00
Sparklers and Novelties	763	\$11,445.00
Total	2178	\$259,275.00

DISPLAY FIREWORKS PERMITS REVENUE		
Type of Permit	Number Issued	Total Fees Collected
Display Fireworks	290	\$23,250.00
Indoor Pyrotechnician	28	\$580.00
Outdoor Pyrotechnician	238	\$5,060.00
Pyro In Training	328	\$6,720.00
Total	884	\$35,610.00

CONSUMER FIREWORKS REGISTERED MWDI REVENUE	
Type of Fee	Total Fees Collected
Certification Fee	\$14,580.00
Storage Fee	\$1,000.00
Total	\$15,580.00

REGISTERED MWDI APPLICATIONS BY DATE	
June 29 - July 5	1
January 18 - 24	2
February 8 - 14	1
February 22 - 28	2
March 15 - 21	2
March 22 - 28	2
March 29 - April 4	5
April 5 - 11	2
April 12 - 18	2
April 26 - May 2	3
May 3 - 9	2
May 24 - 30	2
June 14 - 20	1
Total	27

PERMANENT CONSUMER FIREWORKS FACILITY REVENUE	
Type of Fee	Total Fees Collected
Certification Fee	\$58,240.00
Storage Fee	\$4,300.00
Total	\$62,540.00

PERMANENT CFRS APPLICATIONS BY DATE	
February 4 - 7	4
February 22 - 28	1
March 8 - 14	1
March 15 - 21	3
March 22 - 28	2
April 5 - 11	2
April 12 - 18	1
April 19 - 25	1
April 26 - May 2	37
May 3 - 9	1
May 31 - June 6	1
June 7 - 13	2
Total	56

TEMPORARY CONSUMER FIREWORKS FACILITY REVENUE	
Type of Fee	Total Fees Collected
Certification Fee	\$116,100.00
Storage Fee	\$18,000.00
Total	\$134,100.00

TEMPORARY CFRS APPLICATIONS BY DATE	
July 20 - 26	1
November 30 - December 6	1
February 22 - 28	2
March 8 - 14	5
March 15 - 21	2
March 22 - 28	1
March 29 - April 4	1
April 12 - 18	12
April 19 - 25	50
April 26 - May 2	9
May 3 - 9	42
May 17 - 23	18
May 24 - 30	10
May 31 - June 6	30
June 7 - 13	27
June 14 - 20	3
June 21 - 27	1
Total	215

SPARKLER AND NOVELTY REVENUE	
Certification Fee	\$11,445.00

SPARKLER AND NOVELTY APPLICATIONS BY DATE	
November 2 - 8	631
November 9 - 15	2
November 16 - 22	19
November 23 - 29	86
January 4 - 10	1
May 17 - 23	7
May 24 - 30	15
June 14 - 20	1
June 21 - 27	1
Total	763

Additional Breakdown of Licenses, Permits Issued & Fees FY 2025

Electrician Licenses

	Total #	Total Fees
Electrician License Issued:	10646	\$829,300.00
Journeyman	6273	\$480,975.00
Master	3046	\$239,525.00
Electric Sign	23	\$1,550.00
HVAC	98	\$7,250.00
Low Voltage	380	\$30,100.00
Single Family Dwelling	131	\$10,300.00
Reciprocal Journeyman	125	\$9,900.00
Reciprocal Master	504	\$44,100.00
Reciprocal Electric Sign	0	\$0.00
Reciprocal HVAC	0	\$0.00
Reciprocal Low Voltage	55	\$5,050.00
Reciprocal Single Family	0	\$0.00
Temporary Journeyman	8	\$400.00
Temporary Master	3	\$150.00

Temporary Electrician Licenses

	Total #	Total Fees
Temporary Electrician Licenses Issued:	11	\$550.00

Fire Protection Worker Licenses

	Total #	Total Fees
Fire Protection Worker Licenses Issued:	494	\$69,500.00
Design Layout Technician	21	\$3,775.00
Engineered Fire Suppression System Installer	15	\$1,650.00
Engineered Fire Suppression System Technician	2	\$125.00
Pre-Engineered Fire Suppression System Installer	77	\$8,700.00
Pre-Engineered Fire Suppression System Technician	21	\$1,425.00
Fire Extinguisher Technician	158	\$16,950.00
Sprinkler Fitter Journeyman	200	\$36,875.00

Individual Blaster Licenses

	Total #	Total Fees
Individual Blaster Licenses Issued:	598	\$40,680.00
Class A Unlimited	197	\$15,760.00
Class B Aboveground	82	\$6,670.00
Class C Underground	11	\$1,265.00
Class D Demolition	19	\$1,585.00
Class E Seismic	10	\$780.00
Class F Agriculture	1	\$15.00
Class G Coal	57	\$3,160.00
Class G Helper	94	\$4,765.00
Class G Helper - Limited	6	\$280.00
Class G Special	121	\$6,400.00

Temporary Individual Blaster Licenses

	Total #	Total Fees
Individual Blaster Licenses Issued:	30	\$2,420.00
Class A Unlimited	0	\$0.00
Class B Aboveground	0	\$0.00
Class C Underground	0	\$0.00
Class D Demolition	0	\$0.00
Class E Seismic	2	\$180.00
Class F Agriculture	0	\$0.00
Class G Coal	8	\$640.00
Class G Helper	8	\$640.00
Class G Helper - Limited	0	\$0.00
Class G Special	12	\$960.00

Pyrotechnician Licenses

	Total #	Total Fees
Pyrotecnician Licenses Issued:	594	\$12,360.00
Indoor Pyrotechnician	28	\$580.00
Outdoor Pyrotechnician	238	\$5,060.00
Pyrotechnician In Training	328	\$6,720.00

Building Code Official Certifications

	Total #	Total Fees
Building Code Certifications Issued:	115	\$8,725.00
Code Official	23	\$1,725.00
Code Inspector	41	\$3,175.00
Code Plans Examiner	15	\$1,125.00
Provisional Code Official/Inspector/Plans Examiner	36	\$2,700.00

Electrical Inspector Certifications

	Total #	Total Fees
Electrical Inspector Certifications Issued:	52	\$5,600.00
Class A - One and Two Family Dwellings	15	\$1,650.00
Class B - All Structures	32	\$3,450.00
Class C - All Structures and Plans Review	5	\$500.00

Home Inspector Certifications

	Total #	Total Fees
Home Inspector Certifications Issued:	241	\$27,550.00

Company Explosive Permits

	Total #	Total Fees
Total Company Explosive Permits Issued:	618	\$74,370.00
Dealer	12	\$6,040.00
Manufacturer	8	\$8,080.00
Storage	593	\$59,600.00
Limited Manufacturer	2	\$500.00
Black Powder	3	\$150.00

	Total #
Reviewed CE Permit Applications and Renewals	141
Decommissioned CE Permits	10

Public Display Fireworks Permits

	Total #	Total Fees
Total Public Display Fireworks Permits Issued:	290	\$23,250.00

Exam Applications

	Total #	Total Fees
Exam Applications Processed:	1974	\$42,150.00
Journeyman	1241	\$27,015.00
Master	580	\$11,605.00
Electric Sign	0	\$0.00
HVAC	2	\$50.00
Low Voltage	127	\$2,815.00
Single Family Dwelling	16	\$345.00
Indoor Pyrotechnician	1	\$40.00
Outdoor Pyrotechnician	7	\$280.00

	Total #
Graded Exams:	1655

Miscellaneous

	Total #	Total Fees
Letters of Good Standing Issued:	298	\$7,250.00
Duplicate Licenses Issued and Misc:	16	\$175.00
Returned Applications and Renewals:	164	

Summary:

Licenses Issued & Total License Fees:	12362	\$954,260.00
Certifications Issued & Total Certification Fees:	408	\$41,875.00
Permits Issued & Total Permit Fees:	908	\$97,620.00
Exam Applications Processed & Total Exam Fees:	1974	\$42,150.00
Misc Issued & Total Misc Fees:	314	\$7,425.00

Consumer Fireworks

	Total #	Total Fees
Permanent	56	\$58,240.00
Temporary	215	\$116,100.00
Wholesaler	27	\$14,580.00
Outdoor Storage	233	\$23,300.00
Sparklers and Novelties	763	\$11,445.00

Summary:

Total Certificates Issued:	1294	\$223,665.00
----------------------------	------	--------------

In Closing:

*The **State Fire Marshal** has statutory responsibility for enforcement of laws covering fire prevention; hazardous substance and explosives; installation and maintenance of fire control equipment; adequacy of fire exits from buildings and all other places where people live, work, and congregate; determine fire causes; arrest arsonists; certification of fire departments for state revenues; manage fire incident reporting system. Authorized to establish demonstration units within public and private educational institutions for the purposes of public fire safety education, prevention, and protection.*

*The **State Fire Commission** is the policy making body organized to coordinate the fire service objectives of the state. Responsibilities include promulgation of the state fire code and state building code, development of fire prevention and control which covers manpower needs, training centers, communications, firefighter training standards and certification, and public education.*

As the State Fire Commission and the State Fire Marshal's Office work together, their ultimate goal is the safety of all who work, live and visit the Great State of West Virginia. We hope this annual report provides you with a better understanding of how we strive to achieve this goal.

Kenneth E. Tyree Jr.

A handwritten signature in blue ink, appearing to read 'K.E. Tyree Jr.', with a stylized flourish at the end.

State Fire Marshal



WV State Fire Marshal



@WVfiremarshal

West Virginia
State Fire Marshal's Office
1700 MacCorkle Ave SE – 4th Floor North
Charleston, WV 25314
(304) 558-2191

firemarshal.wv.gov